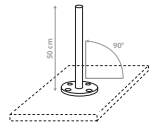
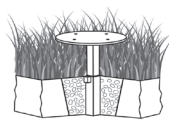
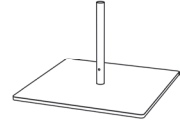
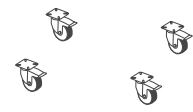

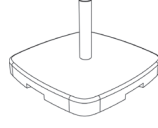
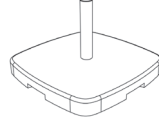




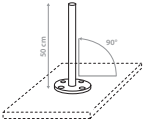

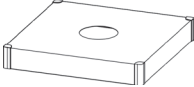
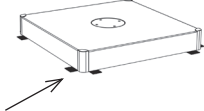
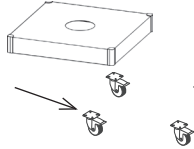
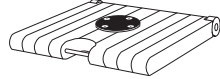
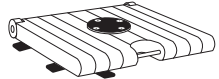











Bases/fixations	Round support Infina	Concrete Anchorage	Infina base	Wheelset	Extra weight Infina	Granite base 50 kg	Granite base 80 kg
							
LxWxH cm	Ø22 x 40	Ø22, H = 35	60 x 60 x 1,5	-	60 x 60 x 0,9	53 x 53 x 7,5	67 x 67 x 7,5
LxWxH inch	Ø7.2"x 1'3.7"	Ø7.2" H = 1'1.8"	2' x 2' x 0.6"	-	2' x 2' x 0.35"	1'7"x 1'7" x 2.3"	2'2"x 2'2" x 2.3"
Weight kg/lb product	2,9/6.4	4,5/9.9	40/88	-	20/44	50/110	80/176
LxWxH cm packaging	60 x 40 x 30	60 x 40 x 30	66 x 64 x 4	33 x 10 x 10	62 x 62 x 4	65,8 x 56 x 8,5	70 x 79,5 x 8,5
LxWxH inch packaging	1'9"x 1'3"x 1'	1'9"x 1'3"x 1'	2'2.2"x 2'1"x 1.6"	1'0.8"x 3.3"x 3.3"	2'0.4"x 2'0.4"x 1.6"	2'2.2"x 1'8.4"x 2.6"	2'3"x 2'6"x 2.6"
Weight kg/lb packaging	3,8/8.4	4,8/10.58	40,5/89.3	1,5/3.3	25.5/56.2	53,2/117	83,7/183
Material	Galvanised steel	Galvanised steel	Galvanised steel - Top anodised aluminum 1 mm/0.04"		Galvanised steel 9 mm/0.35"	Granite	Granite
Good to know	Required for pole installation	Pit of 60 x 60 x 40 or 2'x 2'x 1'4" filled with concrete	Tube of diameter 50 1'6"	Infina / Granite base 50 kg and 80 kg			
INFINA							
 R0 300/SQ250	•	•	•	•	•	•	•
 R0 350/SQ300	•	•			•		•
BASIC							
 190/220/270						•	•
 230/300							•

Bases/fixations	Round support 90°	Concrete Anchorage	Tile base	Stabilizers (Tile base)	Mobile tile base	Mobile base	Stabilizers (Mobile base)
							
LxWxH cm	Ø22, H = 50	Ø22, H = 35	85 x 85 x 15	-	-	80 x 80 x 8,5	-
LxWxH inch	Ø7.2" H = 1'6.4"	Ø7.2" H = 1'1.8"	2'7.8"x2'7.8"x 6"	-	-	2'2.6"x 2'2.6"x 2.8"	-
Weight kg/lb product	4/8.8	4,5/9.9	15,6/34.5 + 6/14	-	-	120/265	-
LxWxH cm packaging	60 x 40 x 30	60 x 40 x 30	86 x 86 x 17	32 x 25 x 4	33 x 10 x 10	85 x 29 x 9	32 x 25 x 4
LxWxH inch packaging	1'9"x 1'3"x 1'	1'9"x 1'3"x 1'	2'10"x 2'10"x 3.1"	1'0.4"x 8.2" x 1.3"	1'0.8"x 3.3"x 3.3"	2'7.8"x 9.5"x 3.5"	1'0.4"x 8.2" x 1.3"
Weight kg/lb packaging	4,3/9.4	4,8/10.58	15,95/35.1 + 6,38/14,6	4,6/10.14	1,5/3.3	3x 40/88	4,6/10.14
Material	Galvanised steel	Galvanised steel	Galvanised steel and anodized aluminum plate 1,5 mm	Galvanised steel		Concrete with surface finish	Galvanised steel
Good to know	Required for pole installation	Pit of 60 x 60 x 40 or 2' x 2' x 1'4" filled with concrete	Fill with 12 tiles 400 x 400 x 38 mm/16"x16"x2" - weight 178 kg/392lb		For tile base.	Easy manipulation with handle	
PARAFLEX							
	•	•	•	•	•	•	•
	•	•	•	•	•	•	•
	•	•		•			•
ICARUS							
	INCL	•	•	•	•		•
ECLIPSUM							
	INCL	•	•	•	•		•
SPECTRA							
	INCL	•	•	•	•	•	•
	INCL	•	•	•	•		•
	INCL	•	•	•	•		
	INCL	•		•			